

English handout
6th grade N° 3

Name:	Grade: 6º
Date:	Nº list:
OA 13 Demostrar conocimiento y uso del vocabulario aprendido: vocabulario temático; palabras de uso frecuente; expresiones de uso común asociadas a las funciones del nivel (por ejemplo: have lunch, catch a cold).	

1.- Use the dictionary to complete the chart with examples relate to food vocabulary. (*Utiliza el diccionario para completar la table con vocabulario y ejemplos relacionados a alimentos.*)

Fruit	Meat	Vegetables	Sweets	Drinks	Daily
1.	2.	3.	4.	5.	6.
7.	8.	9.	10.	11.	12.
13.	14.	15.	16.	17.	18.
19.	20.	21.	22.	23.	24.
25.	26.	27.	28.	29.	30.










2.- Match to complete a word. (*Une para formar una*

man	apples
water	ars
gra	melons
pe	mons
pine	toes
le	nuts
li	pes
toma	mes
coco	goes
oni	ons

palabra)



3.- Write the names under the picture. (*Escribe la palabra debajo de la imagen*) ¹ tomatoes

 2 _____	 3 _____	 4 _____
 5 _____	 6 _____	 7 _____
 8 _____	 9 _____	 10 _____

4.- Use the following words to complete this conversation (*utiliza las siguientes palabras para completar el dialogo*)

Bill- bottle – dessert – drinks – fish and chips hungry – menu – non smoker – order – table

Guest: A _____ (a) for two, please.
 Waiter: Smoker or _____ (a)?
 Guest: Non-smoker, please.
 Waiter: Here you go. Would you like to see the _____ (a)?
 Guest: Yes, please. We are very _____ (a).
(The guests look at the menu.)
 Waiter: Are you ready to _____ (a)?
 Guest: We'd like _____ (a), please.
 Waiter: Would you like any _____ (a)?
 Guest: An orange juice, a coke and a _____ (a) of red wine.
(The guests have finished their meals.)
 Waiter: Would you like a _____ (a)?
 Guest: No, thank you. Could we have the _____ (a), please?



Recuerda ir mirando las palabras que no conoces en un diccionario www.wordreferences.com